



DATTA MEGHE WORLD ACADEMY
SECTOR 16, AIROLI, NAVI MUMBAI 400708
SUMMER HOLIDAY HOMEWORK

Name:_____

Grade: I Div:____Date: April,2022



Dear Parent

“The greatest gift, you can bestow upon your children is your time and undivided attention.”

The summer vacation gives you a chance to spend time with your children. The assignments in this collection are designed such that each child stays connected in a fun way to school so that life's learning doesn't take a back seat. Each assignment has guidelines. Please allow your child to complete them with your guidance.

You are, your child's, first teacher. Give you child uninterrupted time to share, read and enjoy while you also make them responsible by allowing them to participate and lend a helping hand at home. Encourage them to play a game outdoors, listen to music, read a book, share his/her experiences , eat healthy and sleep on time.

“If you want your child to turn out
well, Spend twice as much time
with them and half as much
money.”

Wish you a happy vacation.

Kids look forward to the summer vacation all year long. They look forward to having loads of fun and family time. With summer vacation right around the corner, it's time to generate certain ideas to help children have a memorable vacation



Growing you children's talent

Help your children learn a sport or join talent class this summer. While learning new skill/ sport, children stay active and attentive.



Creating a family bond

Along with varied activities, kids enjoy meeting people. Summer vacation is the best time to visit other members of the family who do not live in town. Kids really love the presence of Grandparents, aunts and uncles in their lives. It ensures stronger family ties as well.



Inculcating Reading Skills

Get your children exposed to the fascinating world of fictitious characters through interesting story books. However, throw in some non-fiction reading as an added advantage.

Cyber Fun: Few suggested internet sites to visit:

www.pitara.com, www.funbrain.com,
www.magickeys.com (reading books),
www.nationalgeographic.com



Involving In Household Chores

Assign your children a few tasks which they can easily accomplish like filling water bottles, keeping them in the refrigerator, watering the plants, cleaning dishes, folding washed clothes etc. This is how you can get your young ones get into the habit of helping out around the house. You will set a pattern that will benefit them when they grow up.

Splash in water: Have fun while washing your own handkerchiefs, underpants and socks.

Note: A happy and healthy family time is the best way of imparting the much needed life skills to our children. We all wish to see them grow up as responsible and caring individuals who understand the value of time.

Celebrate your family and have a wonderful time together

Let's Get Started

'Reading is one of the most fundamental skills a child needs to learn as it stimulates the brain. Developing good reading habits is vital for your child's as reading story books enhances children's language and vocabulary.

Here are some tips on how you can make your child a reader:

- ❖ Find a suitable place for reading out to your child.
- ❖ Talk about the cover page and back page and also tell who the author is .
- ❖ Identify the letters of the alphabets and their sound.
- ❖ Begin to identify phonetic blends, beginning, middle and final sounds of the words.
- ❖ Help the child to follow the text by placing finger underneath (left to right) the word as you read it.
- ❖ Pause at a word, he might know and let him say it.
- ❖ Ask questions about the story that can be answered by looking at the pictures.
- ❖ Reading a favourite book again and again helps a child to recognize words.
- ❖ Let them learn two new words daily.
- ❖ If a child has memorized his favourite story, guide him/her to follow the text when he/she narrates it.
- ❖ Eventually the child will associate a spoken word with a written one.



My Book Review

Title _____

Author _____

New words

Your favourite part

How interesting was the story




Note : keep the record of each book you read and fill in the book review, submit it to your in charge class teacher on day of reopening.

Reading at home makes a difference. Read five books of your choice. Pick five new words and complete the table given below.

Sr.no	Write it (Write the word)	Draw it (make an illustration)	Use it (frame a sentence)
1			
2			
3			
4			
5			

" Ek Bharat Shreshtha Bharat "



Task 1

Read the passage and answer the following questions.

India is a country located in Asia. It has the second largest population in the world. Many different languages are spoken in India, such as Hindi, Bengali, Tamil and many more. The capital city of India is New Delhi. India has many National symbols. The flag of India is called the Tiranga or tricolour. The Bengal Tiger is the National animal. The peacock is the national bird. The national flower is lotus. The banyan tree is the national tree. The national symbols of India are the pride of the country.

Answer in one word only.

1. Where is India located?

2. What is the capital of India?

3. What is the flag of India called?

4. Name the following national symbols:-

a)



b).



c)



d)



Recite and learn the poem : OUR NATIONAL SYMBOLS

They bring us health, prosperity and cheer.

The Tiger is the king of the forest

The Lotus flower blooms best. Let
other flowers rest.

The Mango is the king of fruits

The Banyan reminds us of our roots.

Hockey fills the Nation's souls

As we strive towards higher goals.

See the Peacock's beautiful monsoon dance

To be born Indian, is a wonderful chance.

Every Indian always prays and with pride and honour saysOh! My India, I'll do anything for you ,As I love you, I love you ,I love you!!!

1) Find three rhyming pairs from the above lines.

One has been done for you. e.g. dear, cheer

a) _____

b) _____

c) _____

2. State any two things that you love about our country India.

a) _____ b) _____



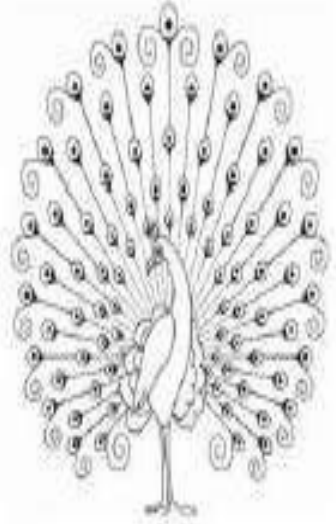
हिन्दी

Task 3

१. इस वीडियो को अपने माता पिता के साथ देखिए और एक A-3

शीट पर चित्र बनाकर राष्ट्रीय प्रतीक के नाम लिखिए।

https://www.youtube.com/watch?v=smZ_zpUBdU



Task 4

२. इस काव्यता को याद कीजिए

मोर

आओ आओ बच्चों की टोली

भारत का राष्ट्रीय पक्षी कहलाए

सुनो मोर की कुहं कुहं बोली

हम सबको है नाज़ इस पर

आसमान में बादल छाए

मिलकर हम सब इसे बचाएँ

मोर थई थई नाच दिखाए

वन उपवन कभी न काटे

अपने पंखों को फैलाकर


इसके रहने की जगह बचाएँ

पैसों की बरसात दिखाए


Task 5

I Colour the national flag using correct colours:

1. The colour of the top band is _____.
2. The colour of the middle band is _____.
3. The colour of the lower band is _____.
4. The colour of the chakra is _____.
5. Number of spokes in chakra _____.



II Let us know about our national symbols:



1. Our national bird is _____.

2. Our national flower is _____.



3. Our national animal is _____.

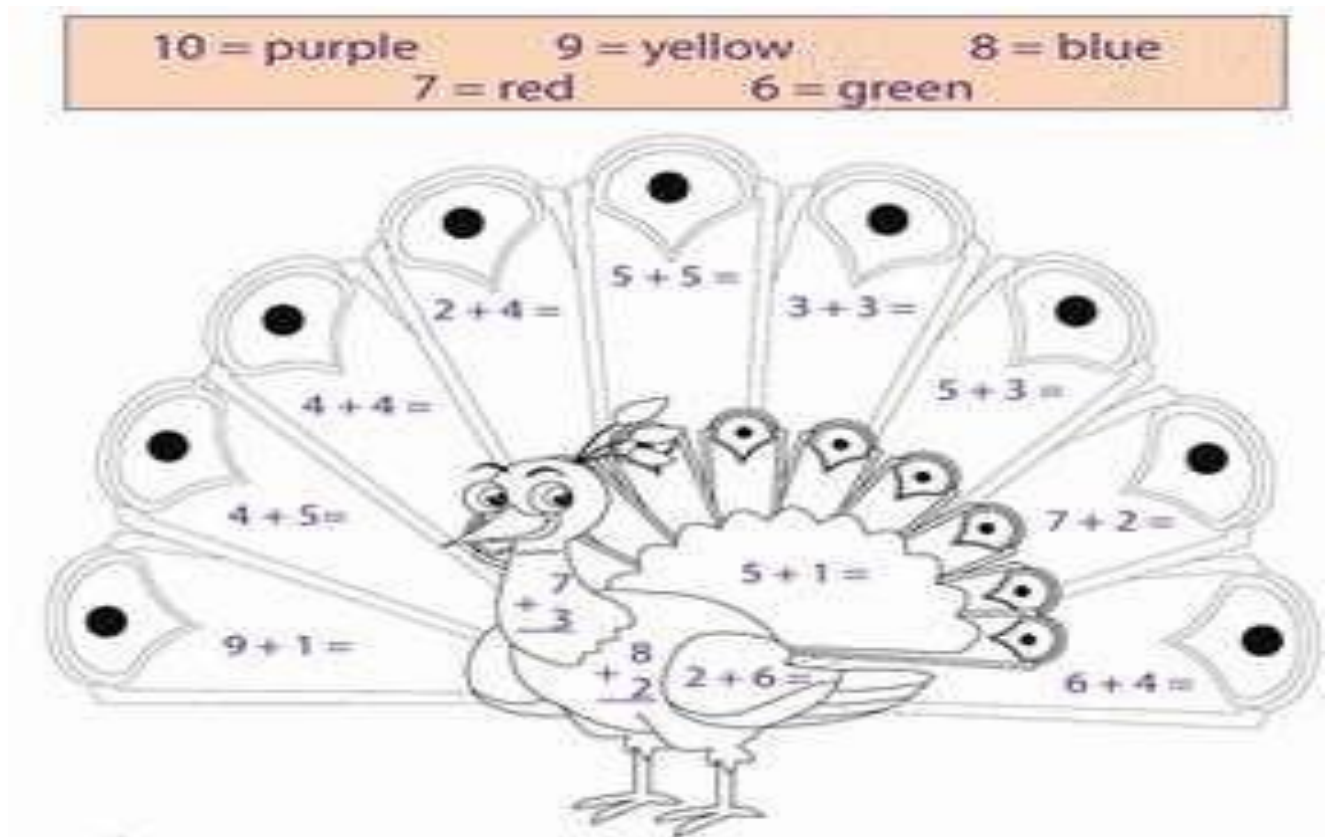
4. Our national fruit is _____.



5. Our national tree is _____.

Task 6

Colour the sections for the sums using the code. Then finish colouring the picture.



Task 7

INDIA : A LAND OF FESTIVALS - To mark the joyful celebrations all-round the year, make a collage of different festivals celebrated in India on the A4 size chart paper. Example:



"Sanskriti Ek Khoj...."



Task 8 :

Complete the following questionnaire about Maharashtra and Orissa:-

1. Identify the food and name the state.



2. Identify and name the traditional costume of Maharashtra and Orissa.



3. Name the folk dance of Maharashtra and Orissa.



4. Identify the name of famous tribal painting of Maharashtra and Orissa.



5. Name the language spoken by the people in the Indian state of

Maharashtra _____

Orissa _____

Task 9 : Scrap book on “Sanskriti Ek Khoj” (Maharashtra and Odisha)

Note : In a scrap book stick , draw or depict unity in diversity among culture , costume , food , festival , art , dance form , script / language of Maharashtra and Odisha.(Explore the Sanskriti of Maharashtra and Odisha)

example is given below.



"Khel Khel Mein"

Task 10

Blend from the column given below and write in the box to complete the word.

fl

pl

sl

cl

st

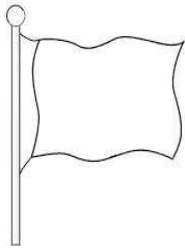
gl

tr


fr

gr

br



_____ag



_____ar



_____unk

_____ad



_____ush



_____ass



_____eep



_____own



_____ass




_____ant



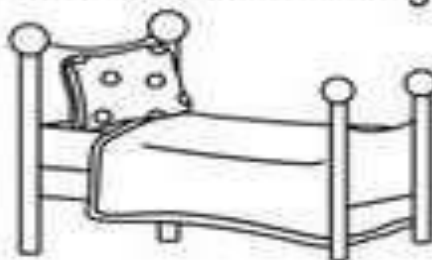
_____uck

Task 11

I have a blue pen.



Her bed is orange.



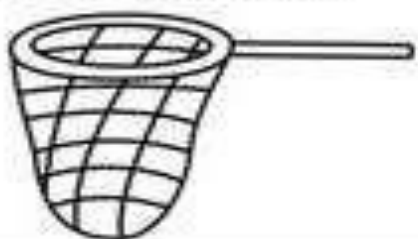
His web is black.




Did the brown dog get wet?



My net is green.



I see the purple ten.



Look at the blue jet!



The red one is wet.



1

2

Read the sentence in each column and colour the picture to match your sentence.

Task 12

चित्र देखकर शब्द ढूँढें।

१०



घ	स	ल	त	द	त	ट
र	म	द	स	ड	स	म
श	स	ग	श	फ	ख	त
ज	ब	व	ध	ख	य	र
ल	म	ग	ज	ल	व	श
ढ	स	भ	त	व	ल	व




स्वर

1 चित्रों और वर्णों (स्वर) को मिलाओ और चित्र के नीचे सही वर्ण लिखो :-





ऐ	ओ	आ	ऊ	ई
---	---	---	---	---



अ	अं	ई	ए	ऊ
---	----	---	---	---

व्यंजन

चित्रों और वर्णों (स्वर) को मिलाओ और चित्र के नीचे सही वर्ण लिखो :-



ग	च	छ	ख	क
---	---	---	---	---



थ	घ	झ	न	ज
---	---	---	---	---

Note : Kindly practice reading and writing Hindi swar and vyanjan once in a day.

Task 13

Read and learn Swar of Marathi , collect and stick the images of pictures beginning from each swar in a scrapbook.

अ



अननस

आ



आई

इ



इमारत

ई



ईडलिंगू

Task 14

Backward counting. Fill in the missing numbers in the grid.



100			70			40		20	
		79					29		
					48				8
	87								
								16	
95									
			64						
		72							
91				51			21		1

1. Colour the square showing 8 tens and 9 ones yellow.
2. Colour the square showing 2 tens and 2 ones green.
3. Colour the square showing 5 tens and 0 ones purple.
4. Colour the square showing 9 tens and 3 ones blue.
5. Colour the square showing 0 tens and 1 ones orange.
6. Colour the square showing 3 tens and 4 ones red.
7. Colour the square showing 1 tens and 6 ones pink.
8. Colour the square showing 4 tens and 5 ones brown.
9. Colour the square showing 6 tens and 3 ones light blue.
10. Colour the square showing 7 tens and 0 ones light green.

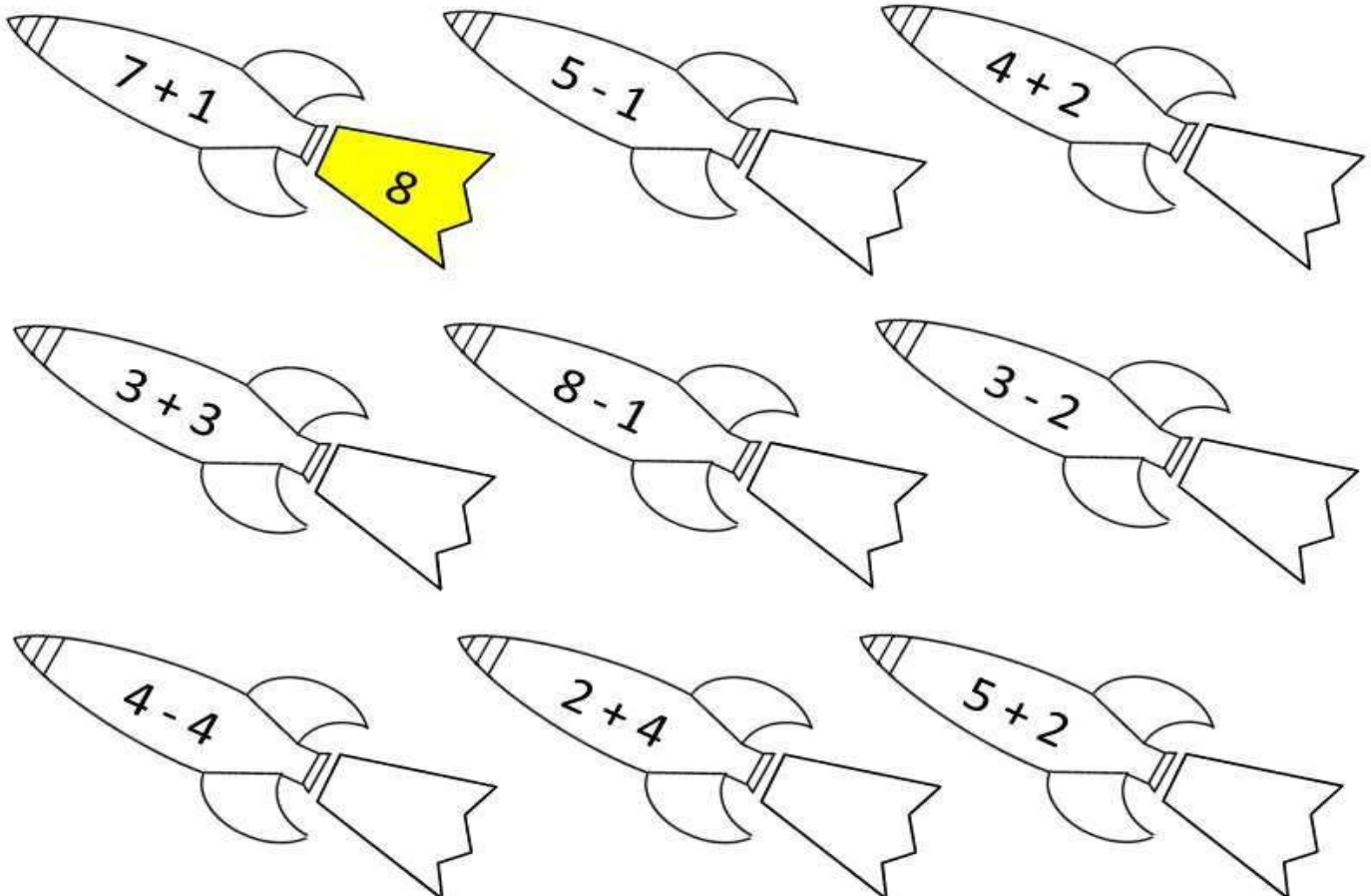


Task 15

Write the number names in Coco Cup.



Solve the following and write the answer in the rocket trail:



Task 16

My name is:

I AM
YEARS OLD

I am from

WHEN I GROW UP

This is my family

I like to play

THIS YEAR I WANT TO LEARN

The worksheet is decorated with several icons: a pencil, a paperclip, a star, a football, and a fountain pen. The shapes for writing are: a rectangular box at the top, a rectangular box with a striped border on the left, a dashed oval on the right, a large rectangular box with a scalloped border in the center, a star-shaped box on the left, a rectangular box with a scalloped border at the bottom, and a hexagonal box with a striped border on the right.

Write My Five Senses



Task 18

Colour this picture and make a card and gift it to your mother on Mother's Day i.e 08.05.21(Sunday).




Task 19

World Environment Day Activity Let's nurture the nature so that we can have a better future. Hurray! its time to celebrate the World Environment Day on 5th June.. Even a small change can make a huge difference to our world. Are you up for the change challenge? Let's colour the given picture and make this world a beautiful place to live in and protect our environment by following the three R's - Reduce, Reuse and Recycle.



Task 20

Colour this picture and make a card and gift it to your father on Father's Day i.e 19.06.21(Sunday).



**HAPPY
HOLIDAYS**

